

# Play Area / Equipment Operational Inspection

LLANHARRY COMMUNITY COUNCIL

Complete

Score	100%	Failed items	0	Actions	0
Document No.					000078
Audit Title	LLANHARRY COMMUNITY COUNCIL				
Client / Site	Llanharry Recreation Ground				
Conducted on	1 Feb 2022 08:30 GMT				
Prepared by	Jerry Widdas				
Location	Llanharry				
Personnel	Jerry Widdas				

**Audit**

100%

## GENERAL SITE DESCRIPTION

100%

**Detail:**

Yes

The recreation ground consists of a play area fenced by steel bow top fencing with self closing gates  
 A MUGA kick about area and a youth shelter  
 Both areas are accessed by Tarmac pathways  
 Benches and picnic tables are located within the play area and also outside the play area boundary



Photo 1



Photo 2



Photo 3



Photo 4



Photo 5



Photo 6



Photo 7

## ITEM

100%

**Manufacturer identification and date of installation**

Yes

MUGA area supplied by PPL date unknown  
 1 X 2 seat swing supplied and installed by Urban Recreation in 2016  
 1 X Traditional cradle seat swing Wicksteed Leisure  
 1 X Traditional Igloo climber Wicksteed Leisure  
 1 X Wheelchair roundabout supplied and installed Urban Recreation Dec 2018  
 1 X Multiplayer Unit Record Play  
 1 X Steel cable ride Record Play  
 1 X Freestanding slide Record Play  
 2 X Spring animals Playworld Systems  
 1 X Teen Shelter David Ogilvie Engineering  
 1 X Cantilever Swing supplied Urban Recreation 2016  
 9 X Fitness Items supplied Urban Recreation October 2017  
 1 X Spinning Cup supplied and installed Urban Recreation Dec 2018




Photo 8



Photo 9




Photo 10




Photo 11



Photo 12



Photo 13



Photo 14



Photo 15




Photo 16



Photo 17



Photo 18



Photo 19



Photo 20



Photo 21



Photo 22




Photo 23



Photo 24

**Item Condition**

Safe

At the time of inspection all the equipment was found to be in a safe and useable condition  
All equipment has been freshly painted



Photo 25



Photo 26



Photo 27

**Safety Surfacing**

Safe

All items of play equipment are located on wet pour rubber safety surfacing



Photo 28



Photo 29

**Equipment Findings**

Safe

One corner of the roundabout edging has subsided exposing the concrete foundation and causing one concrete edge to sink slightly  
 The metal stairway on the multiplay unit is starting to corrode and get thin in places, this could have a steel plate welded in to prolong its life  
 The flat seats on the swing are starting to show the steel insert, monitor for further deterioration and replace  
 One of the basket swing suspension ropes has been wrapped, monitor  
 A small fire has caused minor damage to the ball court surface, an additional fire in the opposite corner has caused minor damage to the ball court surface and paintwork on the steel grid  
 The Spring stopper at the end of the cable ride has broken, this is not currently a safety issue but may deteriorate further with time, monitor and plan to replace at convenient time in the future.  
 There is some wear on the toddler swing chains, monitor and plan for replacement in the future  
 There is a rubber cover missing from one of the sit up benches  
 The three round litter bins surrounding the football field have advanced corrosion



Photo 30



Photo 31



Photo 32




Photo 33



Photo 34



Photo 35




Photo 36



Photo 37



Photo 38




Photo 39



Photo 40




Photo 41

**Safety Surfacing Findings**

Safe

A rubber joint has lifted slightly on the cable ride surfacing  
 Moss and algae is again starting to appear on the rubber surfacing, suggest spray treatment with a new chemical that is now available (chemical has been applied to small multiplay and large slide rubber area as a test)




Photo 42




Photo 43



Photo 44

**Recommendations**

Yes

monitor items noted

**Other comments**

100%

Yes

Hole in the rubber surfacing beneath the basket swing has now been filled.  
 The roundabout has been greased once again  
 The trolley on the cable ride was taken apart to remove a jam in the wheels, working correctly when we left site.

**Inspector Sign Off**

*Jerry Widdas*

**Jerry Widdas Routine And Operational Inspector (Cert OP1200)**  
6 Mar 2022 21:14 GMT

Appendix



Photo 1



Photo 2



Photo 3



Photo 4



Photo 5



Photo 6



Photo 7



Photo 8



Photo 9



Photo 10



Photo 11



Photo 12



Photo 13



Photo 14



Photo 15



Photo 16



Photo 17



Photo 18



Photo 19



Photo 20



Photo 21



Photo 22



Photo 23



Photo 24



Photo 25



Photo 26



Photo 27



Photo 28



Photo 29



Photo 30



Photo 31



Photo 32



Photo 33



Photo 34



Photo 35



Photo 37




Photo 36




Photo 39



Photo 38



Photo 41



Photo 40



Photo 43



Photo 42



Photo 44